

Is the Western Climate Establishment Corrupt?

The public might not understand the science, but they do understand cheating

Dr. David Evans

7 November 2010

Main document: jonova.s3.amazonaws.com/corruption/climate-corruption.pdf

This document: jonova.s3.amazonaws.com/corruption/climate-emails.pdf

Inquiries to: david.evans@sciencespeak.com

EMAILS

Maybe send an image of an official thermometer near an air conditioner, or the missing hotspot, to your friends, politicians, or favorite media outlets.

Presumably if our media and politicians get enough photographs of official thermometers next to air conditioners or getting blasts from jet engines they might notice something is not quite right. They might even be curious enough to follow a link to the main document. Then it might even occur to them they have been taken in by the western climate establishment.

To make an email:

1. Copy out any of the pictures in the example emails below (these pictures are the right size for an email; the images in the main document are too large).
2. Add some lines, or use the ones in the example emails. Most of the example lines work in other example emails too.
3. Include a link back to the main document.

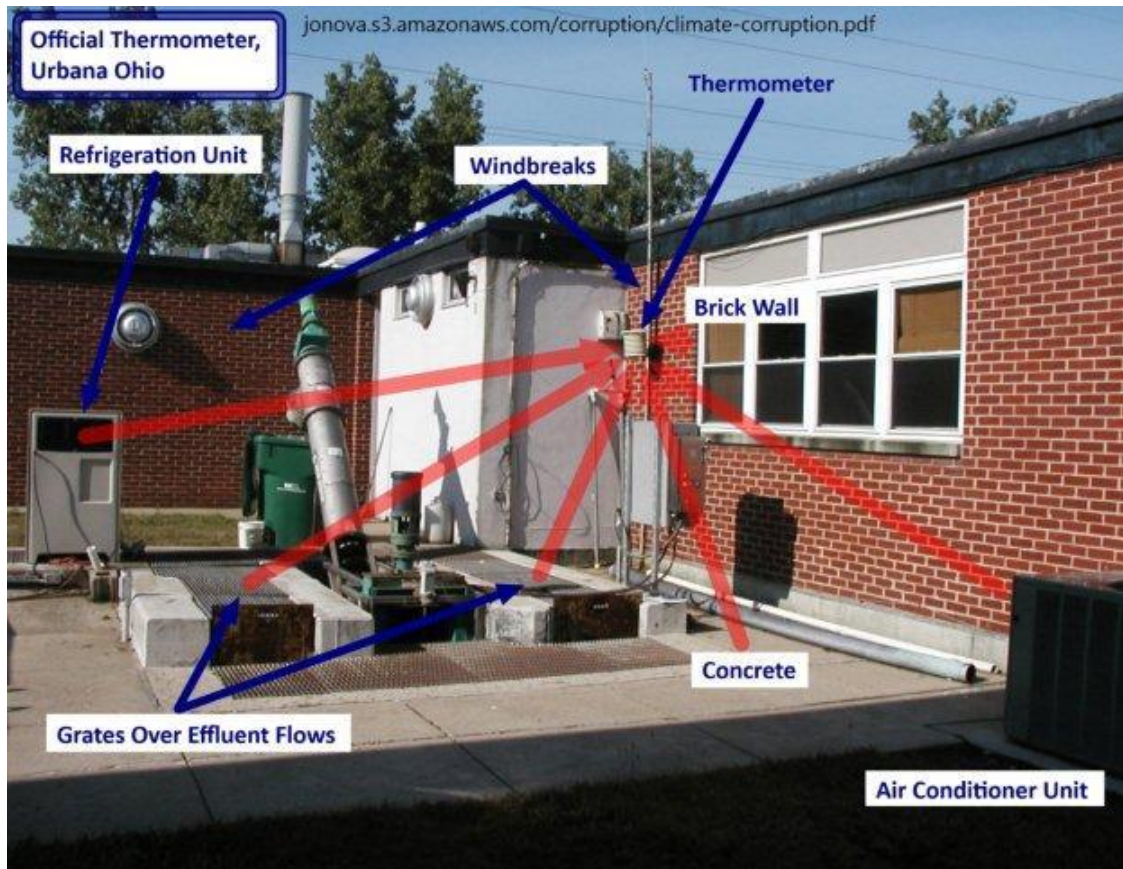
The pictures (examples 1 – 10) probably speak loudest to non-scientists, but the graphs in examples 11 – 13 are accessible to everyone and speak loudest to scientists (especially my favorite, 13).

Contact Australian parliamentarians at:

joannenova.com.au/global-warming/australian-elected-representatives-emails

Example Email 1:

Why do they measure temperature like this?



They say the world is getting warmer, but the satellites say warming stopped in 2002.

They are cheating.

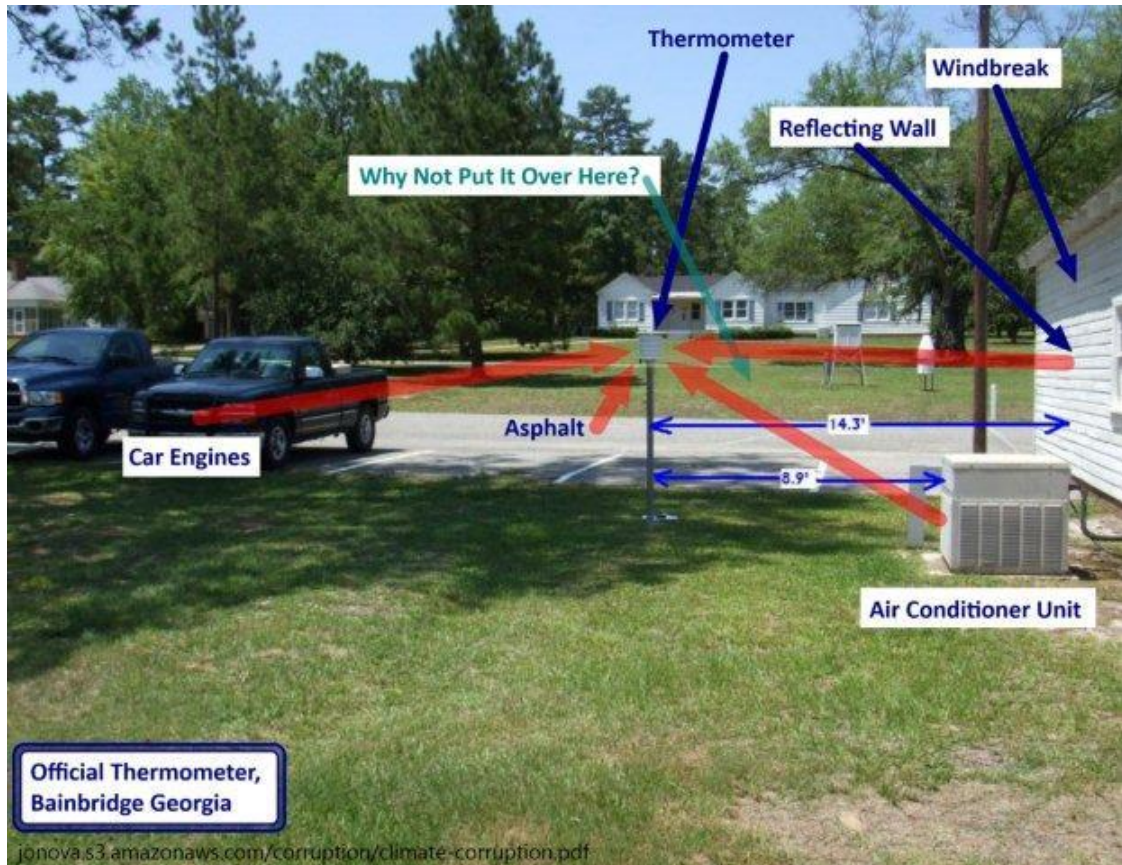
More: jonova.s3.amazonaws.com/corruption/climate-corruption.pdf

(Photo courtesy of Anthony Watts, www.surfacestations.org and Steve Tiemeier.)

Example Email 2:

Global temperature is measured in tenths of a degree per century.

So any little nudge is important.



89% of official thermometers in the USA fail official siting requirements by being too close to an artificial heating source.

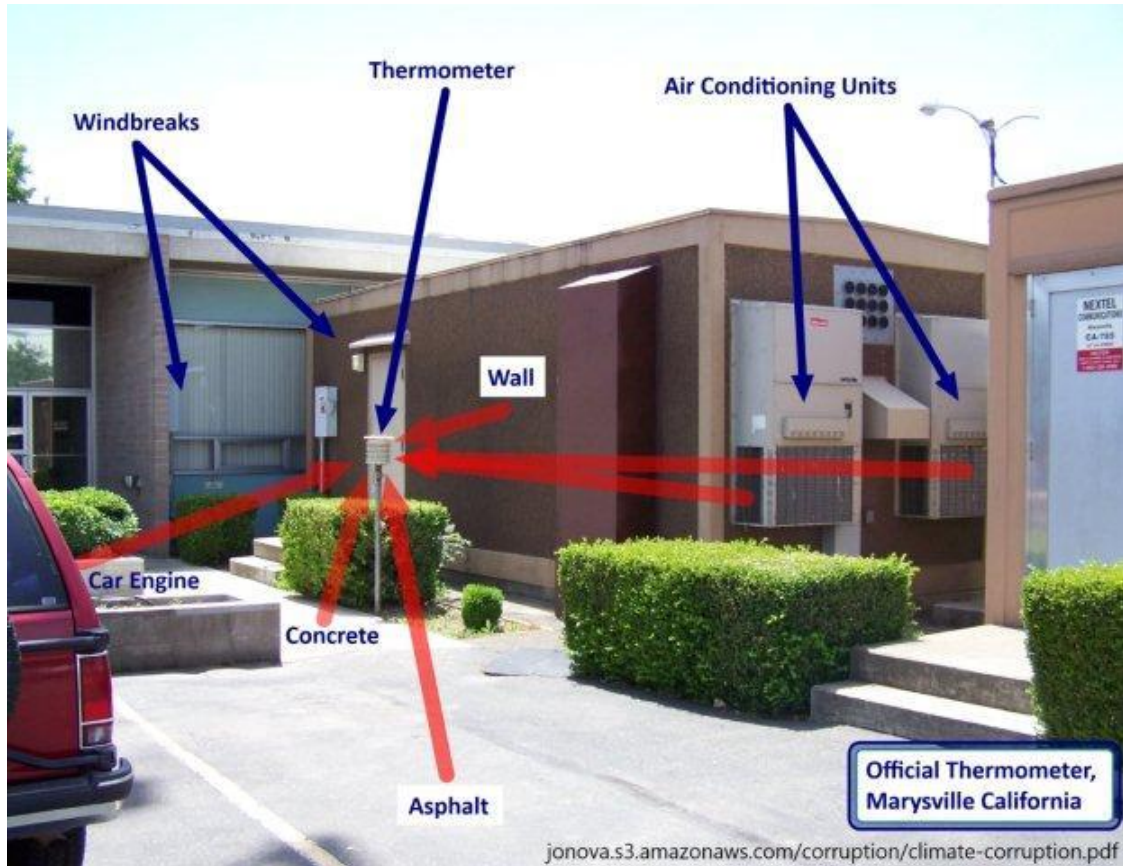
They are cheating.

More: jonova.s3.amazonaws.com/corruption/climate-corruption.pdf

(Photo courtesy of Anthony Watts, www.surfacestations.org and Joel McDade.)

Example Email 3:

You can't be serious??




If they measure the “global temperature” like this, how else are they cheating?

More: jonova.s3.amazonaws.com/corruption/climate-corruption.pdf

(Photo courtesy of Anthony Watts and www.surfacestations.org.)

Example Email 4:

“Global” warming? Try “wastewater plant” warming.



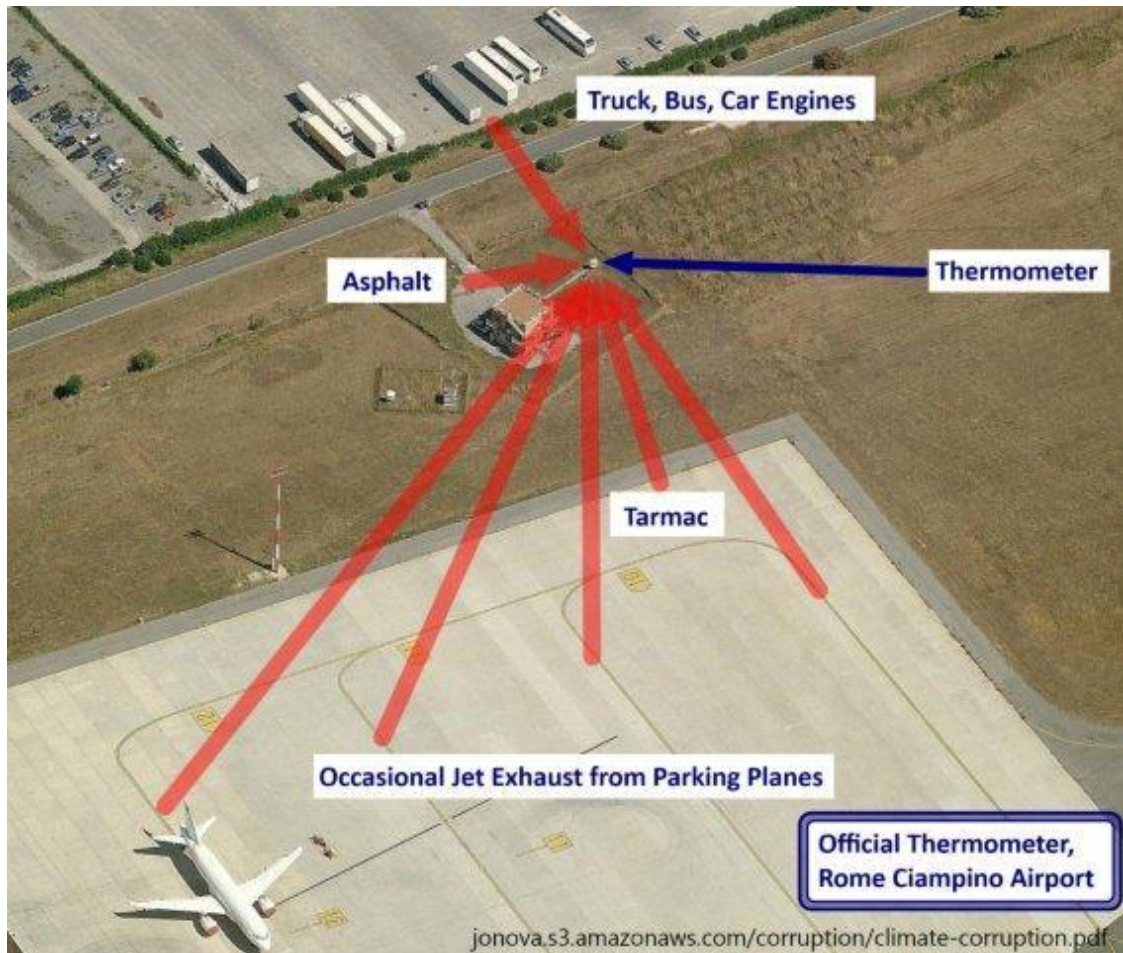
If a financial organization or drug company tried to pull this kind of deception they would get busted.

More: jonova.s3.amazonaws.com/corruption/climate-corruption.pdf

(Photo courtesy of Anthony Watts, www.surfacestations.org and Don Kostuch.)

Example Email 5:

“Global warming” or “Airport Warming”?

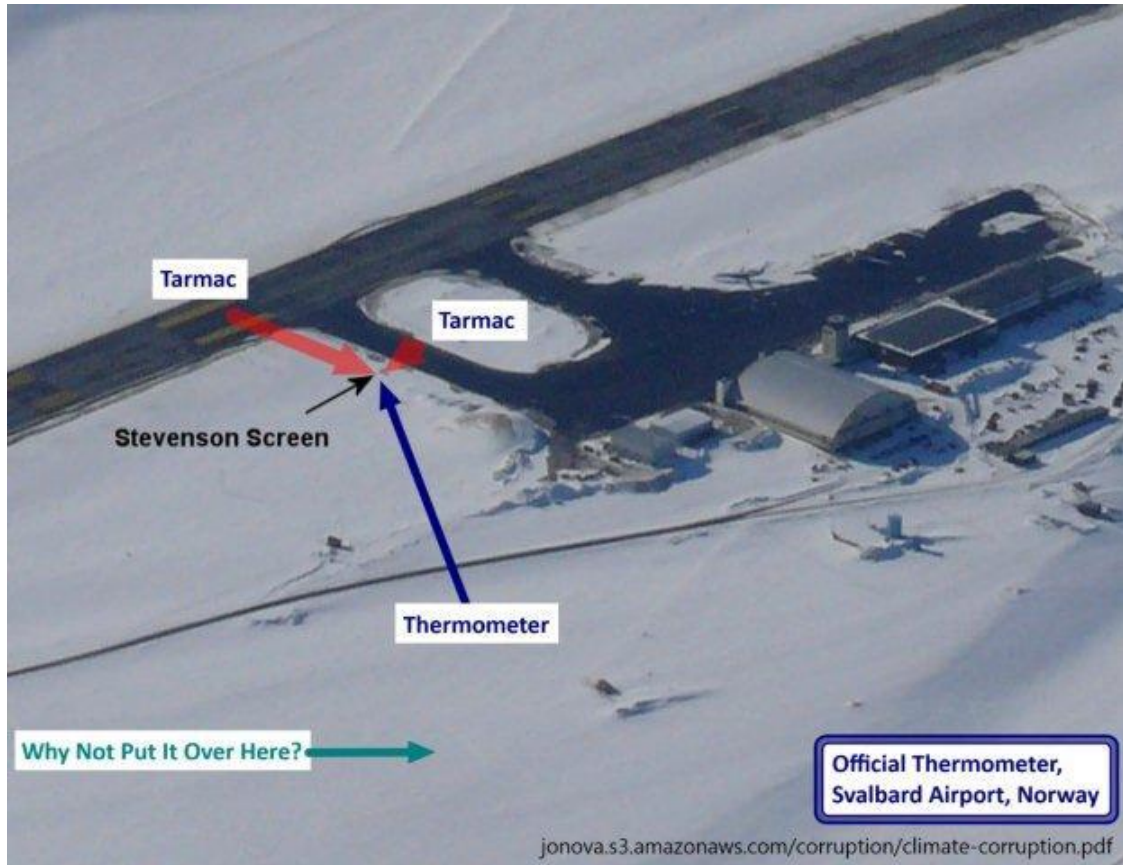


Over 50% of official thermometers worldwide are at airports.

More: jonova.s3.amazonaws.com/corruption/climate-corruption.pdf

Example Email 6:

The tarmac is easily the warmest surface around, so that's where they put the official thermometer. And don't ignore the warming nudges from jet exhaust and steam de-icers.



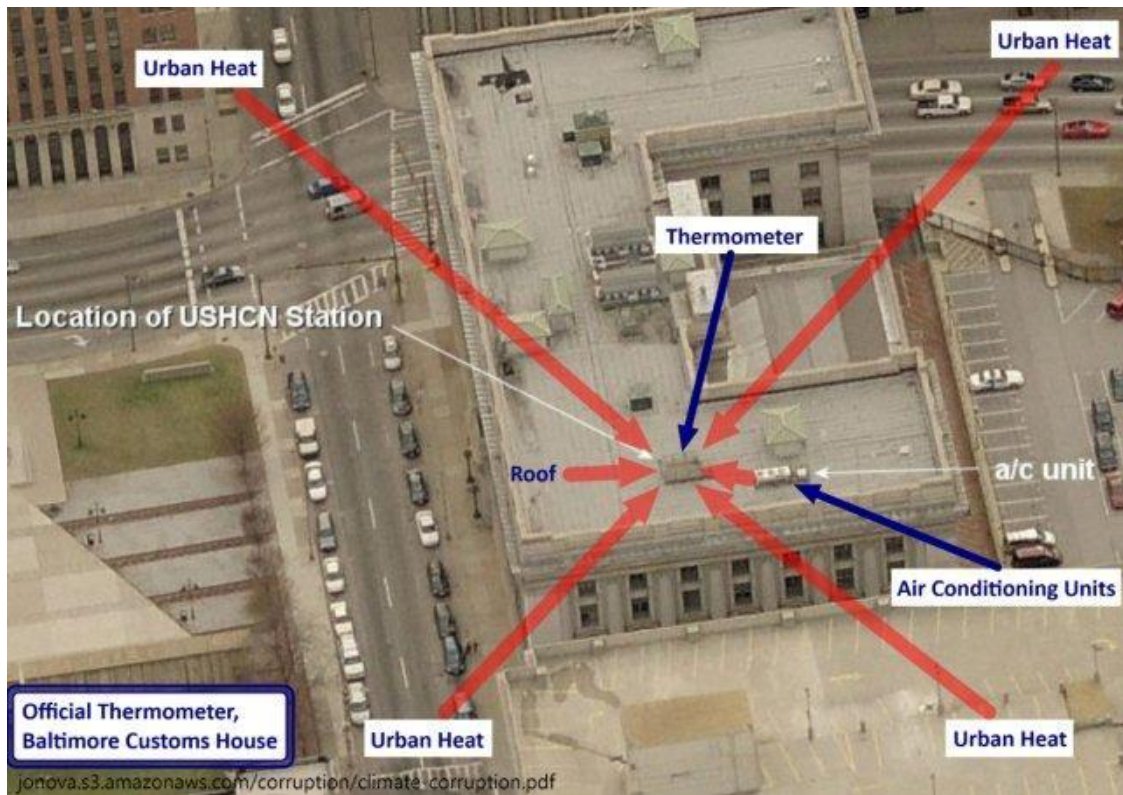
Official guidelines say a thermometer should be in a level open clearing, with ground cover typical of the region. So how about in the snow?

They are cheating.

More: jonova.s3.amazonaws.com/corruption/climate-corruption.pdf

Example Email 7:

How can you trust climate scientists?



They measure “global” warming like this? Gee, couldn’t they put the thermometer a little closer to the air conditioners?


They are cheating.

More: jonova.s3.amazonaws.com/corruption/climate-corruption.pdf

(Photo courtesy of Anthony Watts and www.surfacestations.org.)

Example Email 8:

Why did we only find out that this was how they measured “global “ warming because volunteers went out and photographed the official thermometers?



The climate establishment is cheating, and the media are letting them get away with it.

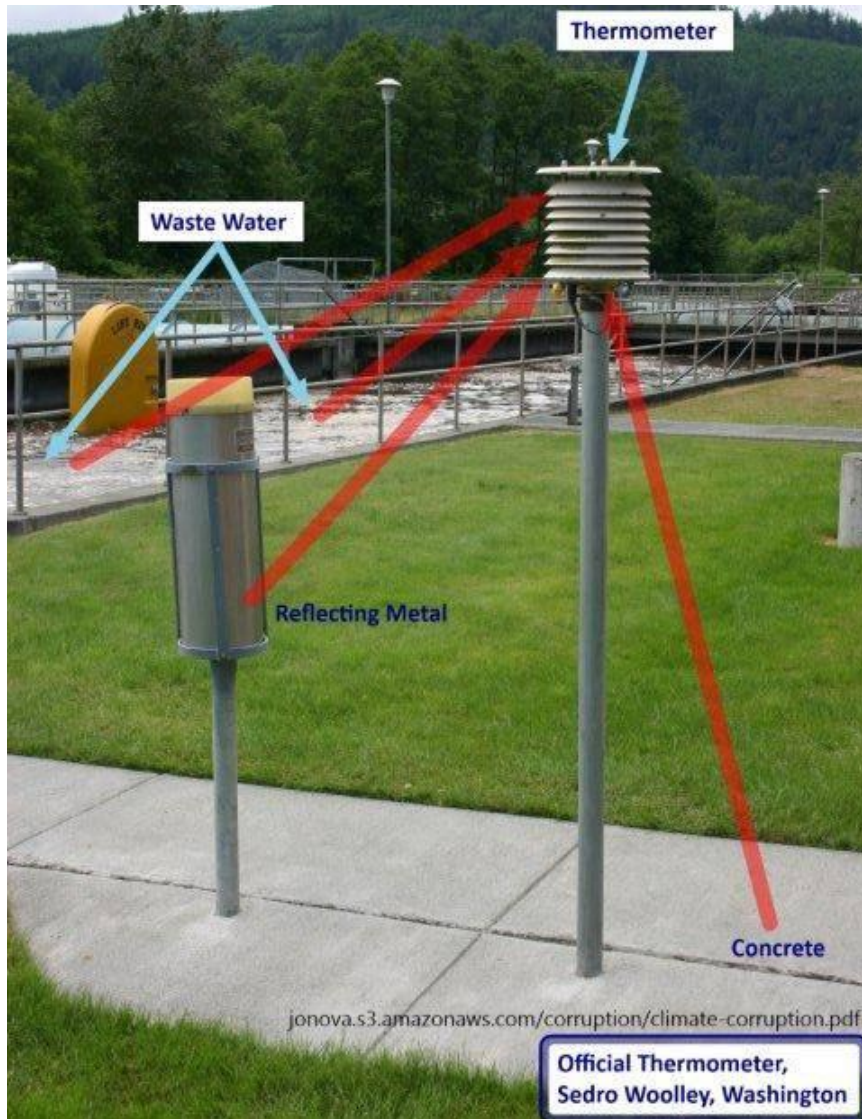
Where are the regulators and auditors?

More: jonova.s3.amazonaws.com/corruption/climate-corruption.pdf

(Photo courtesy of Anthony Watts and www.surfacestations.org.)

Example Email 9:

Why do they put the official thermometer near the warm waste water, and not out in a nearby field or clearing?



And they call it “global” warming?

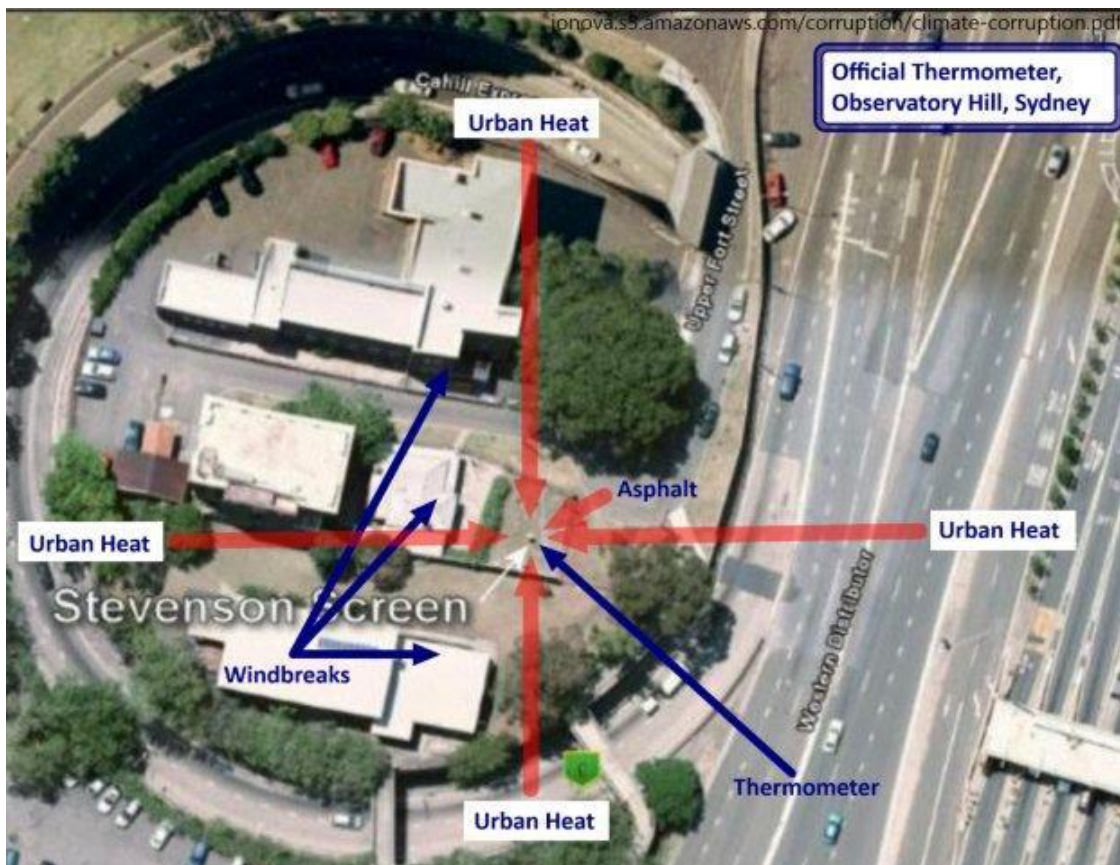
NOAA gets over \$4b of government funds each year, so money is not the problem.

More: jonova.s3.amazonaws.com/corruption/climate-corruption.pdf

(Photo courtesy of Anthony Watts, www.surfacestations.org and Don and Liz Healy.)

Example Email 10:

“Global” warming in action, 1874 to 2010.

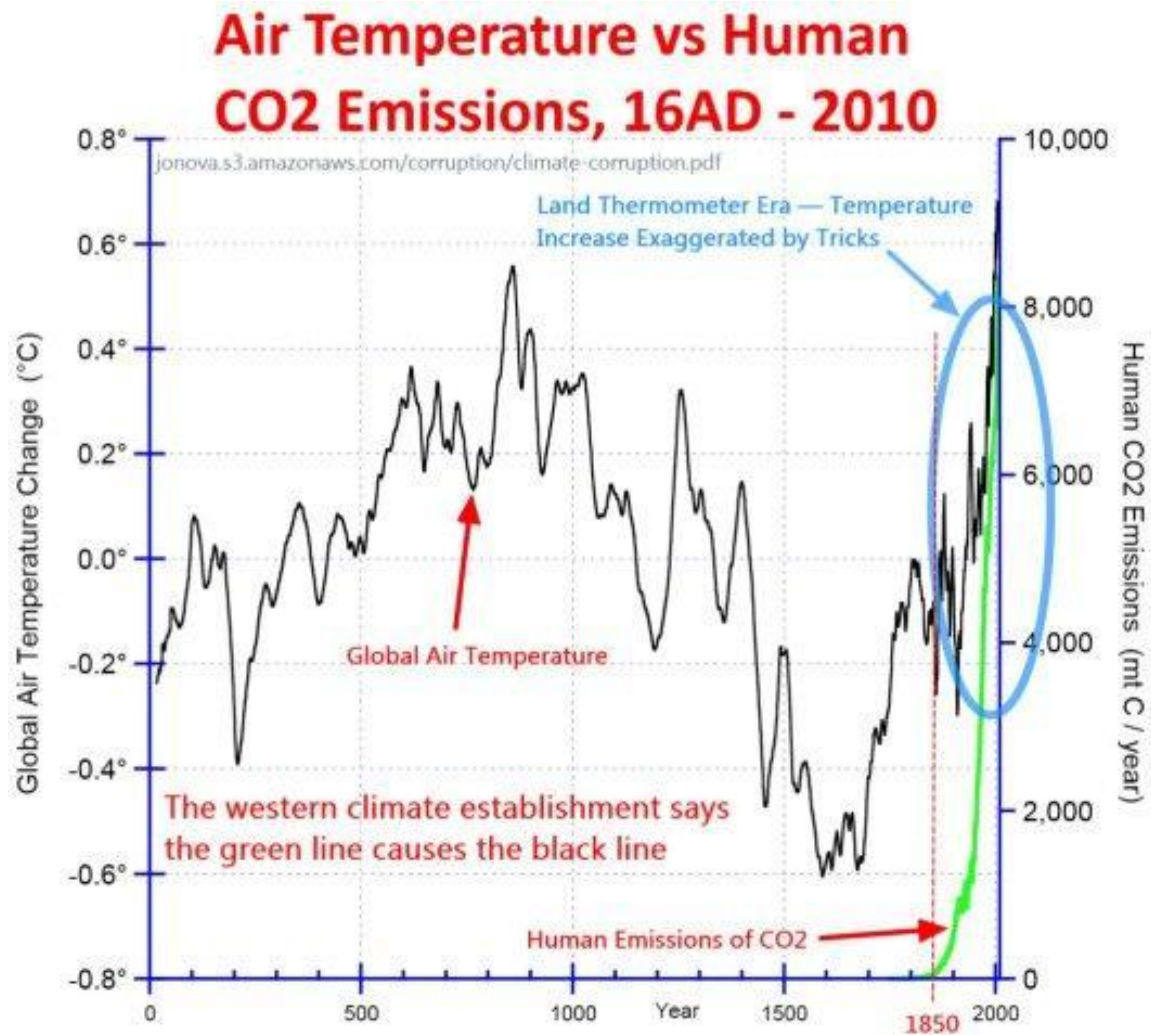


They measure temperatures at the globe’s warmest localities, not global temperatures.

More: jonova.s3.amazonaws.com/corruption/climate-corruption.pdf

Example Email 11:

Global warming started before 1700, before trains, factories, cars, airplanes, etc.



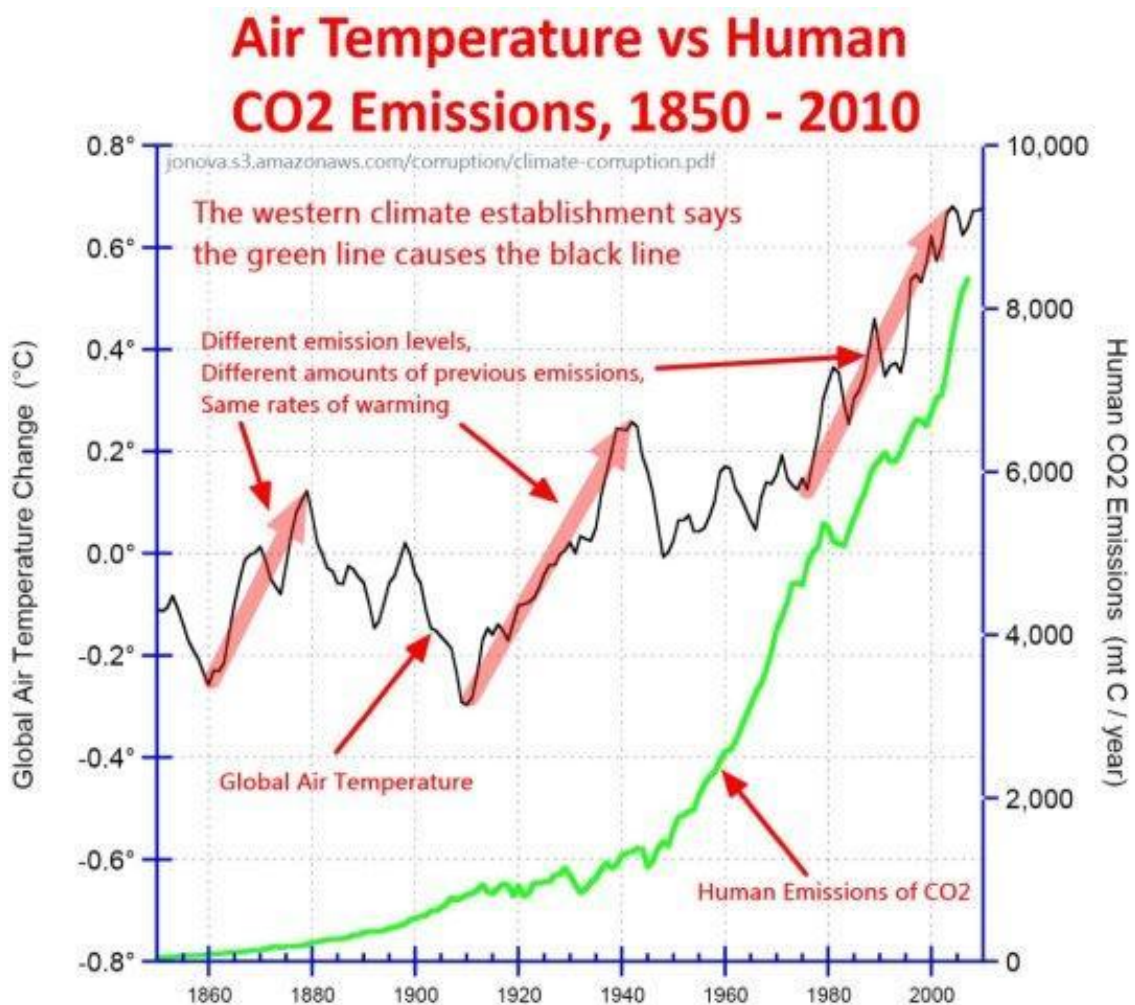
Human emissions of CO2 were negligible before 1850. So we cannot have started the global warming.

How come they didn't mention that?

More: jonova.s3.amazonaws.com/corruption/climate-corruption.pdf

Example Email 12:

Human emissions of carbon dioxide don't affect the rate of warming:



How come they never compare human emissions (the alleged cause) and temperature (the alleged effect)?

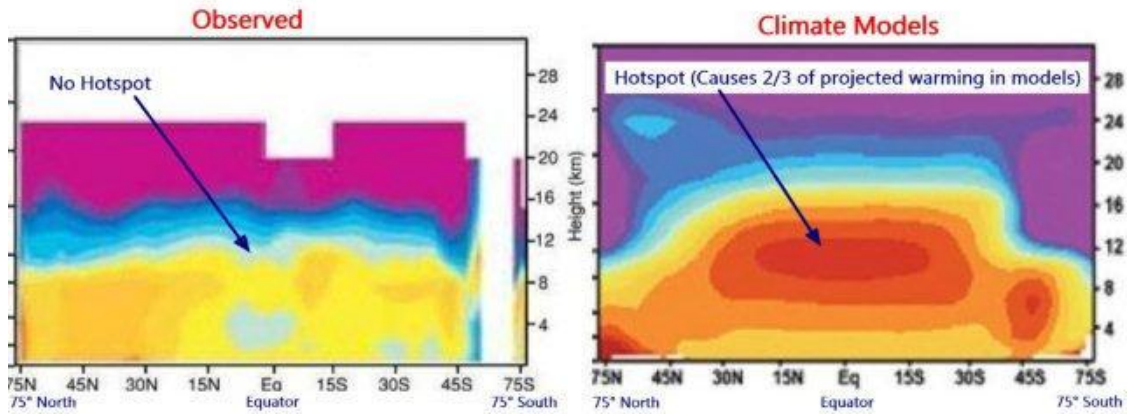
Because there is hardly any relationship? HmMMM.

More: jonova.s3.amazonaws.com/corruption/climate-corruption.pdf

Example Email 13:

They've known the climate models are fundamentally wrong since 1999:

Atmospheric Warming 1979 - 1999



Got to keep that gravy train going!

The climate models are exaggerating the temperature rises due to carbon dioxide by at least 300%.

Yes, adding carbon dioxide to the atmosphere causes some global warming, but not nearly as much as the western climate establishment are claiming.

More: jonova.s3.amazonaws.com/corruption/climate-corruption.pdf

Documents

Link back to the main document at

ionova.s3.amazonaws.com/corruption/climate-corruption.pdf

There is a lively PowerPoint presentation which you are free to plunder, at

ionova.s3.amazonaws.com/corruption/climate-corruption.pptx

This document

ionova.s3.amazonaws.com/corruption/climate-emails.pdf

Permission to use images and text

Feel free to use the images and text in this document for whatever purpose you see fit, without attribution (except that the pictures in examples 1 – 4 and 7 – 9 should be attributed as above).